

Table of contents

<i>Item</i>	<i>Page</i>
The Marriage service	
<i>pastoral introduction</i>	2
<i>structure of the service</i>	3
<i>notes to the service</i>	4
<i>The Marriage Service...</i>	
<i>opening prayer & preface</i>	6
<i>the Declarations</i>	7
<i>collect, reading(s) sermon, vows</i>	8
<i>giving of rings</i>	9
<i>proclamation and blessing</i>	10
<i>Registration, prayers, blessing</i>	11
<i>Alternatives for the service...</i>	
<i>Alt preface, vows</i>	12
<i>Alt giving of rings</i>	13
The choir at your wedding	14
Organ & choir music suggestions	15
Hymn suggestions	16
Bible readings	17
Printing your order of service 2 hymns	21
Printing your order of service 3 hymns	22
Photography	23
What to do next	25
Wedding fees	26
Church personnel details	27
Wedding details form	28

The Marriage Service

¶ Pastoral Introduction

This may be read by those present before the service begins.

A wedding is one of life's great moments, a time of solemn commitment as well as good wishes, feasting and joy. St John tells us how Jesus shared in such an occasion at Cana, and gave there a sign of new beginnings as he turned water into wine.

Marriage is intended by God to be a creative relationship, as his blessing enables husband and wife to love and support each other in good times and in bad, and to share in the care and upbringing of children. For Christians, marriage is also an invitation to share life together in the spirit of Jesus Christ. It is based upon a solemn, public and life-long covenant between a man and a woman, declared and celebrated in the presence of God and before witnesses. On this their wedding day the bride and bridegroom face each other, make their promises and receive God's blessing. You are witnesses of the marriage, and express your support by your presence and your prayers. Your support does not end today: the couple will value continued encouragement in the days and years ahead of them.

Love is patient; love is kind; love is not envious or boastful or arrogant or rude. It does not insist on its own way; it is not irritable or resentful; it does not rejoice in wrongdoing, but rejoices in the truth. It bears All things, believes All things, hopes All things, endures All things.

1 Corinthians 13.4-7

Common Worship

Structure of the Marriage Service



¶ Introduction

The Welcome

Preface (+ alternative)

The Declarations

The Collect

Readings (choices)

Sermon

¶ The Marriage

The Vows (+alternatives)

The Giving of Rings

The Proclamation

The Blessing of the Marriage

Registration of the Marriage

The Prayers

The Dismissal

Hymns and songs may be added to the service where appropriate

Notes to the Marriage Service

1 Preparation

It is the custom and practice of the Church of England to offer preparation for marriage for couples who are soon to be married, as well as to be available for support and counselling in the years that follow.

2 The Banns

The banns are to be published in the church on three Sundays at the time of Divine Service by the officiant in the form set out in The Book of Common Prayer or in the following form:

'I publish the banns of marriage between NN of ... and NN of ... This is the first / second / third time of asking. If any of you know any reason in law why they may not marry each other you are to declare it.'

We pray for these couples (or N and N) as they prepare for their wedding(s).

A suitable prayer may be said.

3 Hymns and Canticles

These may be used at suitable points during the service.

4 Entry

The bride may enter the church escorted by her father or a representative of the family, or the bride and groom may enter church together.

5 Readings and Sermon

At least one reading from the Bible must be used.

Suggested readings are available if occasion demands, either the Sermon or the Readings and Sermon may come after the Blessing of the Marriage. Chairs may be provided for the bride and bridegroom.

6 'Giving Away'

This traditional ceremony is optional. Immediately before the couple exchange vows the minister may ask:

Who brings this woman to be married to this man?

The bride's father (or mother, or another member of her family or a friend representing the family) gives the bride's right hand to the minister who puts it in the bridegroom's right hand.

Alternatively, after the bride and bridegroom have made their Declarations, the minister may ask the parents of bride and bridegroom in these or similar words:

'N and N have declared their intention towards each other. As their parents, will you now entrust your son and daughter to one another as they come to be married?'

Both sets of parents respond:
We will.

7 The Declarations and the Vows

The Book of Common Prayer version of the Declarations, and / or the alternative vows may be used. The couple repeat the vows after the minister, or may read them. If preferred, the question to the bride, and her vow, may come before the question to the bridegroom and his vow.

8 The Giving of Rings

If desired, the bride and bridegroom may each place a ring on the fourth finger of the other's hand, and may then say together the words 'N, I give you this ring ...'. An alternative version is available.

9 The Prayers

Several forms of intercession are provided. Other suitable forms may be used, especially prayers which the couple have written or selected in co-operation with the minister. Whatever form is used, silence may be kept as part of the intercession. Free prayer may be offered.

The Marriage Service



¶ Introduction

1. *The Welcome*

The minister welcomes the people using these or other appropriate words

The grace of our Lord Jesus Christ,
the love of God, and the fellowship of the Holy Spirit
be with you

All: and also with you.

This sentence may be used

God is love, and those who live in love live in God
and God lives in them. 1 John 4.16

This prayer may be said

God of wonder and of joy:
grace comes from you,
and you alone are the source of life and love.
Without you, we cannot please you;
without your love, our deeds are worth nothing.
Send your Holy Spirit,
and pour into our hearts
that most excellent gift of love,
that we may worship you now
with thankful hearts
and serve you always with willing minds;
through Jesus Christ our Lord.
Amen.

A hymn may be sung.

2. *Preface*

These words or at paragraph 14 are used

In the presence of God, Father, Son and Holy Spirit,
we have come together
to witness the marriage of N and N,
to pray for God's blessing on them,
to share their joy
and to celebrate their love.

Marriage is a gift of God in creation
through which husband and wife may know the grace of God.
It is given that as man and woman grow together in love and trust,
they shall be united with one another in heart, body and mind,
as Christ is united with his bride, the Church.
The gift of marriage brings husband and wife together
in the delight and tenderness of sexual union
and joyful commitment to the end of their lives.

It is given as the foundation of family life
in which children are [born and] nurtured
and in which each member of the family,
in good times and in bad,
may find strength, companionship and comfort,
and grow to maturity in love.
Marriage is a way of life made holy by God,
and blessed by the presence of our Lord Jesus Christ
with those celebrating a wedding at Cana in Galilee.
Marriage is a sign of unity and loyalty
which All should uphold and honour.
It enriches society and strengthens community.
No one should enter into it lightly or selfishly
but reverently and responsibly in the sight of almighty God.
N and N are now to enter this way of life.
They will each give their consent to the other
and make solemn vows,
and in token of this they will [each] give and receive a ring.
We pray with them that the Holy Spirit will guide
and strengthen them,
that they may fulfil God's purposes
for the whole of their earthly life together.

3. The Declarations

The minister says to the congregation

First, I am required to ask anyone present who knows a reason
why these persons may not lawfully marry, to declare it now.

The minister says to the couple

The vows you are about to take are to be made in the presence
of God, who is judge of All and knows All the secrets of our hearts;
therefore if either of you knows a reason why you may not
lawfully marry, you must declare it now.

The minister says to the bridegroom

N, will you take N to be your wife?
Will you love her, comfort her, honour and protect her,
and, forsaking All others,
be faithful to her as long as you both shall live?

He answers

I will.

The minister says to the bride

N, will you take N to be your husband?
Will you love him, comfort him, honour and protect him,
and, forsaking All others,
be faithful to him as long as you both shall live?

She answers

I will.

The minister says to the congregation

Will you, the families and friends of N and N,
support and uphold them in their marriage
now and in the years to come?

All: We will

4. The Collect

*The minister invites the people to pray, silence is kept
and the minister says the Collect*

God our Father,
from the beginning
you have blessed creation with abundant life.
Pour out your blessings upon N and N,
that they may be joined in mutual love and companionship,
in holiness and commitment to each other.
We ask this through our Lord Jesus Christ your Son,
who is alive and reigns with you,
in the unity of the Holy Spirit,
one God, now and for ever.

All: Amen.

5. Readings

At least one reading from the Bible is used.

6. Sermon

¶ The Marriage

A hymn may be sung.

The couple stand before the minister.

7. The Vows

*The minister introduces the vows in these or alternative words
at paragraph 15 or 16*

N and N, I now invite you to join hands and make your vows,
in the presence of God and his people.

*The bride and bridegroom face each other.
The bridegroom takes the bride's right hand in his.*

I, N, take you, N,
to be my wife,
to have and to hold
from this day forward;
for better, for worse,
for richer, for poorer,
in sickness and in health,
to love and to cherish,
till death us do part;
according to God's holy law.
In the presence of God I make this vow.

*They loose hands.
The bride takes the bridegroom's right hand in hers, and says*

I, N, take you, N,
to be my husband,
to have and to hold
from this day forward;
for better, for worse,
for richer, for poorer,
in sickness and in health,
to love and to cherish,
till death us do part;
according to God's holy law.
In the presence of God I make this vow.

They loose hands.

8. The Giving of Rings

*The minister receives the ring(s), and says this prayer or
alternative at paragraph 17*

Heavenly Father, by your blessing
let these rings be to N and N
a symbol of unending love and faithfulness,
to remind them of the vow and covenant
which they have made this day
through Jesus Christ our Lord.

All Amen.

*The bridegroom places the ring on the fourth finger of the
bride's left hand and, holding it there, says*

N, I give you this ring
as a sign of our marriage.
With my body I honour you,
All that I am I give to you,
and All that I have I share with you,
within the love of God,
Father, Son and Holy Spirit.

*If rings are exchanged, they loose hands and the bride places a ring on
the fourth finger of the bridegroom's left hand and, holding it there, says*

N, I give you this ring
as a sign of our marriage.
With my body I honour you,
All that I am I give to you,
and All that I have I share with you,
within the love of God,
Father, Son and Holy Spirit.

If only one ring is used, before they loose hands the bride says

N, I receive this ring
as a sign of our marriage.
With my body I honour you,
All that I am I give to you,
and All that I have I share with you,
within the love of God,
Father, Son and Holy Spirit.

9. The Proclamation

The minister addresses the people

In the presence of God, and before this congregation,
N and N have given their consent
and made their marriage vows to each other.
They have declared their marriage by the joining of hands
and by the giving and receiving of rings.
I therefore proclaim that they are husband and wife.

The minister joins their right hands together and says
Those whom God has joined together let no one put asunder.

10. The Blessing of the Marriage

The husband and wife kneel. The minister may use the following blessing

Blessed are you, O Lord our God,
for you have created joy and gladness,
pleasure and delight, love, peace and fellowship.
Pour out the abundance of your blessing
upon N and N in their new life together.
Let their love for each other be a seal upon their hearts
and a crown upon their heads.
Bless them in their work and in their companionship;
awake and asleep, in joy and in sorrow, in life and in death.
Finally, in your mercy, bring them to that banquet
where your saints feast for ever in your heavenly home.
We ask this through Jesus Christ your Son, our Lord,
who lives and reigns with you and the Holy Spirit,
one God, now and for ever.

All Amen.

The minister says to the couple

God the Father,
God the Son,
God the Holy Spirit,
bless, preserve and keep you;
the Lord mercifully grant you the riches of his grace,
that you may please him both in body and soul,
and, living together in faith and love,
may receive the blessings of eternal life.

All Amen.

11. Registration of the Marriage

*The witnesses now join the Bride and Groom for the signing of the Registers
After which the couple returns to the Chancel and notices are given out.*

12. The Prayers

A selection of prayers are said here by the minister

*The prayers conclude with the Lord's Prayer.
As our Saviour taught us, so we pray...*

Our Father in heaven,
hallowed be your name,
your kingdom come,
your will be done,
on earth as in heaven.
Give us today our daily bread.
Forgive us our sins
as we forgive those who sin against us.
Lead us not into temptation
but deliver us from evil.
For the kingdom, the power,
and the glory are yours
now and for ever.
Amen.

(or)

Let us pray with confidence as our Saviour has taught us...

Our Father, who art in heaven,
hallowed be thy name;
thy kingdom come;
thy will be done;
on earth as it is in heaven.
Give us this day our daily bread.
And forgive us our trespasses,
as we forgive those who trespass against us.
And lead us not into temptation;
but deliver us from evil.
For thine is the kingdom,
the power and the glory,
for ever and ever.
Amen.

13. The Dismissal

The minister says

God the Holy Trinity make you strong in faith and love,
defend you on every side, and guide you in truth and peace;
and the blessing of God almighty,
the Father, the Son, and the Holy Spirit,
be among you and remain with you always.

All Amen.

Alternatives in the marriage service

14 Alternative Preface

We have come together in the presence of God, to witness the marriage of N and N, to ask his blessing on them, and to share in their joy. Our Lord Jesus Christ was himself a guest at a wedding in Cana of Galilee, and through his Spirit he is with us now. The Bible teaches us that marriage is a gift of God in creation and a means of his grace, a holy mystery in which man and woman become one flesh. It is God's purpose that, as husband and wife give themselves to each other in love throughout their lives, they shall be united in that love as Christ is united with his Church. Marriage is given, that husband and wife may comfort and help each other, living faithfully together in need and in plenty, in sorrow and in joy. It is given, that with delight and tenderness they may know each other in love, and, through the joy of their bodily union, may strengthen the union of their hearts and lives. It is given as the foundation of family life in which children may be born and nurtured in accordance with God's will, to his praise and glory. In marriage husband and wife belong to one another, and they begin a new life together in the community. It is a way of life that all should honour; and it must not be undertaken carelessly, lightly, or selfishly, but reverently, responsibly, and after serious thought. This is the way of life, created and hallowed by God, that N and N are now to begin. They will each give their consent to the other; they will join hands and exchange solemn vows, and in token of this they will [each] give and receive a ring. Therefore, on this their wedding day we pray with them, that, strengthened and guided by God, they may fulfil his purpose for the whole of their earthly life together.

¶ Alternative Vows

15. Form 1

The bridegroom takes the bride's right hand in his, and says

I, N, take you, N,
to be my wife,
to have and to hold
from this day forward;
for better, for worse,
for richer, for poorer,
in sickness and in health,
to love and to cherish,
till death us do part,
according to God's holy law.
In the presence of God I make this vow.

They loose hands.

The bride takes the bridegroom's right hand in hers, and says

I, N, take you, N,
to be my husband,
to have and to hold
from this day forward;
for better, for worse,
for richer, for poorer,
in sickness and in health,
to love, cherish, and obey,
till death us do part,
according to God's holy law.
In the presence of God I make this vow.

16. Form 2

The bridegroom takes the bride's right hand in his, and says

I, N, take thee, N, to my wedded wife, to have and to hold from this day forward, for better for worse, for richer for poorer, in sickness and in health, to love and to cherish, till death us do part, according to God's holy ordinance; and thereto I plight thee my troth.

They loose hands.

The bride takes the bridegroom's right hand in hers, and says

I, N, take thee, N, to my wedded husband, to have and to hold from this day forward, for better for worse, for richer for poorer, in sickness and in health, to love, cherish, and to obey, till death us do part, according to God's holy ordinance; and thereto I give thee my troth.

[If desired, the word 'obey' may be omitted, as follows]

I, N, take thee, N, to my wedded husband, to have and to hold from this day forward, for better for worse, for richer for poorer, in sickness and in health, to love and to cherish, till death us do part, according to God's holy ordinance; and thereto I give thee my troth.

17. Prayer at the Giving of the Ring(s)

Heavenly Father, source of everlasting love,
revealed to us in Jesus Christ
and poured into our hearts through your Holy Spirit;
that love which many waters cannot quench,
neither the floods drown;
that love which is patient and kind, enduring All things without end;
by your blessing, let these rings be to N and N
symbols to remind them of the covenant made this day
through your grace in the love of your Son
and in the power of your Spirit.

All Amen.

THE CHOIR AT YOUR WEDDING

We strongly recommend that you have the choir at your wedding for the following reasons

- The choir lead the hymn singing. It is a fact that many of your guests may not know the hymns you have chosen. They will feel more comfortable if the choir is there to lead them in the hymn singing. They will also help in the leading of the prayers.
- The choir can also sing a short anthem during the signing of the Registers. This gives your guests something to listen to whilst the formalities are being completed. Some suggestions can be found below.

Mrs Susan Sims

Choir Master


*Suggested **hymns** sung by the choir during the signing of the Registers.*

A new Commandment (35)
God, in the Planning (213)
Lead us Heavenly Father (379)
Lord for the years (409)
Love Divine (428-Welsh tune)
O Perfect Love (533)
Wherever you go (744)

*Suggested **anthems** during the signing of the Registers*

A Gaelic blessing (Rutter)
All things bright and beautiful (Rutter)
A new Commandment (Archer)
A new Commandment (Aston)
Let love be real (Tambling)
Panis Angelicus (Franck)
The Lord bless you and keep you (Rutter)
Brother James' Air

FLITWICK PARISH CHURCH



ORGAN MUSIC FOR YOUR WEDDING

ENTRY MUSIC

The Bridal March (from “Lohengrin” by Wagner)
Fanfare for a Bride (Noel Rawsthorne)
Arrival of the Queen of Sheba (Handel)
Trumpet Tune (Purcell)
Trumpet Voluntary (Jeremiah Clarke)

EXIT MUSIC

Wedding March (Mendelssohn)
Wedding March from Symphony No 5 (Saint-Seans)
Prelude from Te Deum (Charpentier)


Suggested organ music during the signing of the Registers

Air from the Water music (Handel)
Air on a G string (Bach)
Ave Maria (Bach/Gounod)
Canon in D (Pachelbel)
Jesu, joy of Man’s desiring (Bach)
Largo from Xerxes (Handel)
Minuet from Berenice (Handel)
Prière à Notre Dame (Böellmann)

Special requests are subject to the music being available which, in some cases, you may have to supply to our organist in advance. You may also use a guest artist or musician or a CD. Contact our organist for further advice and assistance

Mrs Susan Sims

Telephone (01525) 404264



HYMNS AT YOUR WEDDING

The following hymns are only suggestions

And did those feet in ancient time (33)
Be thou my vision, O Lord of my heart (70)
Dear Lord and Father of mankind (144)
Give me joy in my heart (201)
God, in the planning and purpose of life (213)
Holy, holy, holy, Lord God almighty (286)
How great thou art (511)
Immortal, invisible, God only wise (314)
Lead us heavenly Father (379)
Lord Jesus Christ (411)
Lord of All hopefulness (413)
Love divine All loves excelling (428)
Morning has broken (450)
Now thank we All our God (474)
O perfect love (533)
Praise my soul the king of heaven (565)
The king of love my shepherd is (649)
The Lords my shepherd (654)
To God be the glory (695)

If you intend to print your order of service, please consult with the minister officiating at your wedding to check that you have the correct order and wording.

Common Worship

Readings from Scripture

¶ *Readings from the Bible*

Any suitable translation may be used.

Old Testament and Apocrypha

R1. Genesis 1.26-28

Then God said, "Let us make humankind in our image, according to our likeness; and let them have dominion over the fish of the sea, and over the birds of the air, and over the cattle, and over all the wild animals of the earth, and over every creeping thing that creeps upon the earth."

So God created humankind in his image,
in the image of God he created them;
male and female he created them.

God blessed them, and God said to them, "Be fruitful and multiply, and fill the earth and subdue it; and have dominion over the fish of the sea and over the birds of the air and over every living thing that moves upon the earth."

R2. Song of Solomon 2.10-13; 8.6,7

My beloved speaks and says to me:

"Arise, my love, my fair one,
and come away;

for now the winter is past,
the rain is over and gone.

The flowers appear on the earth;
the time of singing has come,
and the voice of the turtle dove
is heard in our land.

The fig tree puts forth its figs,
and the vines are in blossom;
they give forth fragrance.

Arise, my love, my fair one,
and come away."

Set me as a seal upon your heart,
as a seal upon your arm;
for love is strong as death,
passion fierce as the grave.
Its flashes are flashes of fire,
a raging flame.

Many waters cannot quench love,
neither can floods drown it.

If one offered for love
all the wealth of one's house,
it would be utterly scorned.

Epistles

R3. Romans 12. 1, 2, 9-13

I appeal to you therefore, brothers and sisters, by the mercies of God, to present your bodies as a living sacrifice, holy and acceptable to God, which is your spiritual worship. Do not be conformed to this world, but be transformed by the renewing of your minds, so that you may discern what is the will of God - what is good and acceptable and perfect.

Let love be genuine; hate what is evil, hold fast to what is good; love one another with mutual affection; outdo one another in showing honour. Do not lag in zeal, be ardent in spirit, serve the Lord. Rejoice in hope, be patient in suffering, persevere in prayer. Contribute to the needs of the saints; extend hospitality to strangers.

R4. Romans 15.1-3,5-7,13

We who are strong ought to put up with the failings of the weak, and not to please ourselves. Each of us must please our neighbour for the good purpose of building up the neighbour. For Christ did not please himself; but, as it is written, "The insults of those who insult you have fallen on me."

May the God of steadfastness and encouragement grant you to live in harmony with one another, in accordance with Christ Jesus, so that together you may with one voice glorify the God and Father of our Lord Jesus Christ. Welcome one another, therefore, just as Christ has welcomed you, for the glory of God.

May the God of hope fill you with all joy and peace in believing, so that you may abound in hope by the power of the Holy Spirit.

R5. 1 Corinthians 13

If I speak in the tongues of mortals and of angels, but do not have love, I am a noisy gong or a clanging cymbal. And if I have prophetic powers, and understand all mysteries and all knowledge, and if I have all faith, so as to remove mountains, but do not have love, I am nothing. If I give away all my possessions, and if I hand over my body so that I may boast, but do not have love, I gain nothing.

Love is patient; love is kind; love is not envious or boastful or arrogant or rude. It does not insist on its own way; it is not irritable or resentful; it does not rejoice in wrongdoing, but rejoices in the truth. It bears all things, believes all things, hopes all things, endures all things.

Love never ends. But as for prophecies, they will come to an end; as for tongues, they will cease; as for knowledge, it will come to an end. For we know only in part, and we prophesy only in part; but when the complete comes, the partial will come to an end.

When I was a child, I spoke like a child, I thought like a child, I reasoned like a child; when I became an adult, I put an end to childish ways.

For now we see in a mirror, dimly, but then we will see face to face.

Now I know only in part; then I will know fully, even as I have been fully known.

And now faith, hope, and love abide, these three; and the greatest of these is love.

R6. Ephesians 5.21-end

Be subject to one another out of reverence for Christ. Wives, be subject to your husbands as you are to the Lord. For the husband is the head of the wife just as Christ is the head of the church, the body of which he is the Saviour. Just as the church is subject to Christ, so also wives ought to be, in everything, to their husbands. Husbands, love your wives, just as Christ loved the church and gave himself up for her, in order to make her holy by cleansing her with the washing of water by the word, so as to present the church to himself in splendour, without a spot or wrinkle or anything of the kind - yes, so that she may be holy and without blemish. In the same way, husbands should love their wives as they do their own bodies. He who loves his wife loves himself. For no one ever hates his own body, but he nourishes and tenderly cares for it, just as Christ does for the church, because we are members of his body. "For this reason a man will leave his father and mother and be joined to his wife, and the two will become one flesh." This is a great mystery, and I am applying it to Christ and the church. Each of you, however, should love his wife as himself, and a wife should respect her husband.

R7. 1 John 4.7-12

Beloved, let us love one another, because love is from God; everyone who loves is born of God and knows God. Whoever does not love does not know God, for God is love. God's love was revealed among us in this way: God sent his only Son into the world so that we might live through him. In this is love, not that we loved God but that he loved us and sent his Son to be the atoning sacrifice for our sins. Beloved, since God loved us so much, we also ought to love one another. No one has ever seen God; if we love one another, God lives in us, and his love is perfected in us.

Gospels

R8. Mark 10.6-9,13-16

Jesus said, "From the beginning of creation, 'God made them male and female.' 'For this reason a man shall leave his father and mother and be joined to his wife, and the two shall become one flesh.' So they are no longer two, but one flesh. Therefore what God has joined together, let no one separate."

People were bringing little children to him in order that he might touch them; and the disciples spoke sternly to them. But when Jesus saw this, he was indignant and said to them, "Let the little children come to me; do not stop them; for it is to such as these that the kingdom of God belongs. Truly I tell you, whoever does not receive the kingdom of God as a little child will never enter it." And he took them up in his arms, laid his hands on them, and blessed them.

R9. John 2.1-11

On the third day there was a wedding in Cana of Galilee, and the mother of Jesus was there. Jesus and his disciples had also been invited to the wedding. When the wine gave out, the mother of Jesus said to him, "They have no wine." And Jesus said to her, "Woman, what concern is that to you and to me? My hour has not yet come." His mother said to the servants, "Do whatever he tells you." Now standing there were six stone water-jars for the Jewish rites of purification, each holding twenty or thirty gallons. Jesus said to them, "Fill the jars with water." And they filled them up to the brim. He said to them, "Now draw some out, and take it to the chief steward." So they took it. When the steward tasted the water that had become wine, and did not know where it came from (though the servants who had drawn the water knew), the steward called the bridegroom and said to him, "Everyone serves the good wine first, and then the inferior wine after the guests have become drunk. But you have kept the good wine until now." Jesus did this, the first of his signs, in Cana of Galilee, and revealed his glory; and his disciples believed in him.

R10. John 15.9-17

Jesus said to his disciples: "As the Father has loved me, so I have loved you; abide in my love. If you keep my commandments, you will abide in my love, just as I have kept my Father's commandments and abide in his love. I have said these things to you so that my joy may be in you, and that your joy may be complete.

This is my commandment, that you love one another as I have loved you. No one has greater love than this, to lay down one's life for one's friends. You are my friends if you do what I command you. I do not call you servants any longer, because the servant does not know what the master is doing; but I have called you friends, because I have made known to you everything that I have heard from my Father. You did not choose me but I chose you. And I appointed you to go and bear fruit, fruit that will last, so that the Father will give you whatever you ask him in my name. I am giving you these commands so that you may love one another."

The Parish of Flitwick



Printing your Order of service *with **two** hymns*

Suggested Order of Service

1. Entry music for the Bride
2. The Welcome, Introduction & Declarations
3. Bible Reading/Sermon
4. The Marriage
5. 1st Hymn here (print words fully)
6. Signing of the Registers (+ any music or solos)
7. The Prayers
8. 2nd Hymn here (print words fully)
9. The Blessing
10. Exit music (e.g. Wedding March etc)

If you are not sure about your order of service, please check with the minister conducting the ceremony before going to print.

The Parish of Flitwick



Printing your Order of service

*with **three** hymns*

Suggested Order of Service

1. Entry music for the Bride
2. 1st Hymn (print words fully)
3. Introduction & Declarations
4. Bible Reading/Sermon
5. The Marriage
6. 2nd Hymn (print words fully)
7. Signing of the Registers (+ any music or solos)
8. The Prayers
9. 3rd Hymn here (print words fully)
10. The Blessing
11. Exit music (e.g. Wedding March etc)

If you are not sure about your order of service, please check with the minister conducting the ceremony before going to print

Flitwick Parish Church



Photography

The official photographer

The photographer is welcome to attend wedding rehearsals so that they get to know the church and its surroundings. Alternatively, the photographer should introduce themselves to the minister conducting the ceremony on the day if you have not met previously. Photographs may be taken in the church grounds and inside the church by official photographers. We do not accept liability arising from insurance claims due to injury, loss or damage of equipment. A copy of this information sheet could also be given to your photographer at the time of booking or at another convenient time so that they are aware of local custom at the church.

Arrival of the Bride

The photographer may wish to take pictures of the Bride before the ceremony and therefore, the Bridal party should arrive at least **ten minutes** before the prescribed time of the service. The photographer should be aware that there may be other weddings on the day and must therefore ensure that the Bride arrives at the church door on time. On no account must the ceremony be delayed by photography. If this is the case the time for photographs at the end of the service, (normally about twenty minutes) will be curtailed.

During the church service

As a guide, four photographs will be allowed with the exception of video as follows...

- during the entry of the bride (flash permitted)
- from the back of the church during a hymn (timed exposure only)
- at the signing of the registers (flash permitted)
- at the exit of the bride and groom (flash permitted)

Photography following the service

Weather permitting, the couple should be taken out of the church via the South door for photographs as soon as the ceremony has ended. A photograph at the south Porch needs to be quick so as not to hold up the exit of guests. Re-entry to the church for further photographs is not Allowed unless permission is given by the officiating minister. Remember, you only have twenty minutes outside, including the final pictures at the Lych Gate and departure of the bride and groom. All confetti photography must take place at the Lych Gate only.


Video recordings and copyright

Both the service and any music used in the ceremony is copyright and therefore subject to the conditions of the law relating to any kind of recording.

The Church does not give the photographer any rights of copyright—only *permission* for the ceremony to be filmed by **one** camera under the direction of the minister. The couple pay a fee for this permission to the church. It is therefore up to the photographer to see that they have the necessary licence. Proof of this documentation may be asked for by the minister conducting the service.

Happy relations

We appreciate that you have a job to do on behalf of the Bride and Groom and for the most part we ourselves enjoy good relations with you All. However, from time to time, due to lack of communication and sometimes, respect for the dignity of the occasion, a few wires get crossed. You can avoid such difficulties and misunderstandings by observing this code of practice.



Marriage Preparation

What to do next

1. Decide on your service options:–

standard or alternative introduction
traditional or contemporary vows
one ring or two
giving away or alternative
which Scripture reading

2. Decide your music:–

Entry music
Hymns
Music during signing of registers
Exit music

3 Banns of marriage:–

If both of one of you lives in another parish, arrange to have your Banns called in good time. (They will not be called more than about 3 months before the date of your wedding)

4. Details Form:–

Now complete this form (you should have a spare copy) and return it to the vicar as soon as you can.

5. Fees:–

These are payable at least 7 days before the day of your wedding.
Cheques to be made payable to “Revd. Michael Bradley”

WEDDING FEES 2010

With effect from the 1st January 2010 until 31st December 2010 the following fees will be applicable for weddings at Flitwick Parish Church

Wedding Service (everything included except extras)	£440.00
Total fee	£440.00
Optional extras	(each)
Bells	£80.00
Choir	£60.00
Video permission	£80.00

BANNS

Your banns of marriage are normally called within a three month period of your wedding date. If you both live in Flitwick your banns will be called on the second, third and fourth Sundays at our main service. (10.30am) If one of you lives in another parish you will need to arrange for the calling of banns there and to pay a fee of **£34.00** for their calling and certificate. It is essential that you produce the certificate of banns at Flitwick before the wedding. We will advise you when to arrange your banns in good time.

FEES

A Deposit of **£50.00** is payable on booking. (payable to "Flitwick Parish Church")
Balance of Fees are payable before the wedding day, and a minimum of seven days before. If you wish to pay by cheque, please make it payable to, "**Rev. M.J. Bradley**".
You may also pay cash. Deposits paid will be deducted from your total fee.

VIDEOS

Arrangements for the video recording of your service may only be made with the officiating minister and under their direction. We must point out that that we are only giving permission to video the service in the church with one camera and that this does not cover copyright arrangements, for which you are responsible. Please see further details on the photographers leaflet in your marriage preparation book.

FLOWER ARRANGEMENTS

As you will see from the fee table, some flowers are provided in the church and will be there for your wedding. However, you might like to have additional arrangements or a particular colour scheme. Whatever you decide, please speak with Mrs. Payne to discuss the flowers and her details are listed below.

If you need any further assistance, please get in touch with any of the contacts listed below. Meanwhile, we trust that your wedding day at Flitwick will be a very happy and memorable occasion.

Church Personnel Details

Web site: www.flitwickchurch.org.uk

Vicar

Revd. Michael Bradley
26, Dew Pond Road, Flitwick, Bedford MK45 1RT
Telephone: (01525) 712369
E-mail: mfjbradley@btopenworld.com

Organist & Choirmaster

Mrs. Susan Sims
12 Church Road, Maulden, Bedfordshire MK45 2AU
Telephone: (01525) 404264
Email: susansims99@yahoo.co.uk

Flower arrangements

Mrs. Pat Payne
Telephone (01525) 750881

Wedding Details Form 2010

Names (Bride & Groom)

Date and time of wedding

The Service

Please confirm your booking of any extras by ticking the appropriate box

Bells Yes No **Choir** Yes No **Video** Yes No

Balance of Fees due £ (less £50.00 deposit)

Printed Order of Service Yes No (*you arrange and print this yourself*)

Scripture reading: Ref.....

Sermon (optional) Yes No (*this would last about 3 minutes*)

Marriage Vows Standard Alternative form 1

Alternative form 2 Alternative form 2 with 'obey'

Wedding rings one or two

Music details

Entry music

Hymns (in order of preference)

1

2

3

Music at signing of registers Yes No Please give details below

.....

Exit music

Future address

Post code Telephone No.

e-mail address: